






First take two pieces of paper. Put one on top of the other. (If they are different sizes, put the smaller piece on top.)




Fold the sheets of paper in half. Unfold and fold in the other direction. Unfold the paper and you should see a cross in the middle of the paper.



Fold each corner of both pieces of paper into the middle of the paper, where the lines of the cross intersect.



Fold back each point of the outer piece of paper, so that there is a small edge, as in the images above. (Don't fold paper back completely.)



Fold back the inner points to form the inner petals. Leave a bit of an overlap, so you can see the outer petal. Decorate with UV pens to represent nectar guides. That's it!